

## Royal Garden Rooms

### INTEGRATED BLINDS


Designed by globally renowned manufacturer Pellini these aluminium slat venetian blinds are encapsulated within the sealed unit ensuring a dust-free environment and can be tilted or raised using the magnetic slider handle on just one side of the glass unit. There are no exposed cords to worry about just one slider to lift or tilt the blinds. As the blinds are sealed inside the double glazed units they are protected against accidental damage and misuse whilst keeping them permanently clean and maintenance free. Integrated blinds offer a discreet shading and privacy barrier whilst also helping to reduce solar gain. Blinds are available in a range of colours (see below) on all doors and windows over 500mm width.



S102 White



S106 Yellow




S125 Beige




S130 Green




S142 Light Blue




S149 Cream



S155 Grey



S156 Metallic Silver



S157 Silver



S159 Anthracite



### PAINT COLOUR OPTIONS FOR STRONGCORE CLAD BUILDINGS

We list below a selection of our most popular colour options for our Strongcore clad buildings however we offer a full range of more than 60 different colours so please consult our website or pop in to our office to discuss your options if you would like something a little different.



Snow



China Clay



Cornish Cream



Mendip Mist



Heritage Blue



Hadspen Blue



Midnight Blue



Pale Pistachio



Spring Green



Pond Green



Olive Green



Sage Leaf



Mushroom



Soft Mocha



Stone Grey



Silver Grey



Dove Grey



Slate Grey



Wolf Grey



Anthracite Grey



Black

All colours shown should be considered as indicative only and must not be taken as an exact replication; colours vary for many reasons. Please come in to our office to view samples if colours are critical.

## ROYAL PENT GARDEN ROOMS

Prices include FREE installation on to your prepared level and accessible base. Please see website for our access requirements and any potential delivery charges

APPROXIMATE BUILDING SIZE (HIGH WALL x PENT END)	STANDARD OFFSET SINGLE DOOR VERSION					DOUBLE DOOR CONVERSION		GENERAL OPTIONAL UPGRADES AND COSTS				
	PAINTED STRONGCORE CLADDING	TRADITIONAL REDWOOD VERSION 15MM T&G SHIPLAP	20MM T&G LOG LAP	STAINED FINISH	NUMBER OF WINDOWS TO FRONT WALL	ADDITIONAL COST TO UPGRADE	NUMBER OF WINDOWS TO FRONT WALL	VERTICAL T&G CLADDING INTERNALLY	HEAVY DUTY 20MM T&G FLOOR	LAMINATE FLOOR	EPDM RUBBER ROOFING	PELMET STYLE FASCIA
8ft x 6ft	£7,849	£7,225	£7,465	£392	1 bay of 2	Plus £10	none	£144	£144	£240	INC	£300
10ft x 6ft	£8,899	£8,119	£8,419	£448	1 bay of 3	Plus £10	2 bays of 1	£180	£180	£300	INC	£330
12ft x 6ft	£9,949	£9,013	£9,373	£504	1 bay of 4	Plus £305	2 bays of 1	£216	£216	£360	INC	£360
14ft x 6ft	£10,999	£9,907	£10,327	£560	1 bay of 5	Plus £305	2 bays of 2	£252	£252	£420	INC	£390
16ft x 6ft	£12,249	£11,001	£11,481	£616	2 bays of 3	Plus £305	2 bays of 3	£288	£288	£480	INC	£420
18ft x 6ft	£13,499	£12,095	£12,635	£672	2 bays of 3	Plus £600	2 bays of 3	£324	£324	£540	INC	£450
20ft x 6ft	£14,749	£13,189	£13,789	£728	2 bays of 3	Plus £600	2 bays of 3	£360	£360	£600	INC	£480
8ft x 8ft	£8,999	£8,167	£8,487	£448	1 bay of 2	Plus £10	none	£192	£192	£320	INC	£360
10ft x 8ft	£10,149	£9,109	£9,509	£504	1 bay of 3	Plus £10	2 bays of 1	£240	£240	£400	INC	£360
12ft x 8ft	£11,299	£10,051	£10,531	£560	1 bay of 4	Plus £305	2 bays of 1	£288	£288	£480	INC	£390
14ft x 8ft	£12,449	£10,993	£11,553	£616	1 bay of 5	Plus £305	2 bays of 2	£336	£336	£560	INC	£420
16ft x 8ft	£13,799	£12,135	£12,775	£672	2 bays of 3	Plus £305	2 bays of 3	£384	£384	£640	INC	£450
18ft x 8ft	£15,149	£13,277	£13,997	£728	2 bays of 3	Plus £600	2 bays of 3	£432	£432	£720	INC	£480
20ft x 8ft	£16,499	£14,419	£15,219	£784	2 bays of 3	Plus £600	2 bays of 3	£480	£480	£800	INC	£510
10ft x 10ft	£11,399	£10,099	£10,599	£560	1 bay of 3	Plus £10	2 bays of 1	£300	£300	£500	INC	£450
12ft x 10ft	£12,649	£11,089	£11,689	£616	1 bay of 4	Plus £305	2 bays of 1	£360	£360	£600	INC	£480
14ft x 10ft	£13,899	£12,079	£12,779	£672	1 bay of 5	Plus £305	2 bays of 2	£420	£420	£700	INC	£510
16ft x 10ft	£15,349	£13,269	£14,069	£728	2 bays of 3	Plus £305	2 bays of 3	£480	£480	£800	INC	£540
18ft x 10ft	£16,799	£14,459	£15,359	£784	2 bays of 3	Plus £600	2 bays of 3	£540	£540	£900	INC	£570
20ft x 10ft	£18,249	£15,649	£16,649	£840	2 bays of 3	Plus £600	2 bays of 3	£600	£600	£1,000	INC	£600
12ft x 12ft	£13,999	£12,127	£12,847	£672	1 bay of 4	Plus £305	2 bays of 1	£432	£432	£720	INC	£540
14ft x 12ft	£15,349	£13,165	£14,005	£728	1 bay of 5	Plus £305	2 bays of 2	£504	£504	£840	INC	£570
16ft x 12ft	£16,899	£14,403	£15,363	£784	2 bays of 3	Plus £305	2 bays of 3	£576	£576	£960	INC	£600
18ft x 12ft	£18,449	£15,641	£16,721	£840	2 bays of 3	Plus £600	2 bays of 3	£648	£648	£1,080	INC	£630
20ft x 12ft	£19,999	£16,879	£18,079	£896	2 bays of 3	Plus £600	2 bays of 3	£720	£720	£1,200	INC	£660

## ROYAL APEX GARDEN ROOMS

Prices include FREE installation on to your prepared level and accessible base. Please see website for our access requirements and any potential delivery charges

APPROXIMATE BUILDING SIZE (LOW WALL x GABLE END)	STANDARD OFFSET SINGLE DOOR VERSION					DOUBLE DOOR CONVERSION		GENERAL OPTIONAL UPGRADES AND COSTS				
	PAINTED STRONGCORE CLADDING	TRADITIONAL REDWOOD VERSION 15MM T&G SHIPLAP	20MM T&G LOG LAP	STAINED FINISH	NUMBER OF WINDOWS TO FRONT WALL	ADDITIONAL COST TO UPGRADE	NUMBER OF WINDOWS TO FRONT WALL	VERTICAL T&G CLADDING INTERNALLY	HEAVY DUTY 20MM T&G FLOOR	LAMINATE FLOOR	ROOF UPGRADES CEDAR SHINGLES	TAPCO SLATE
6ft x 8ft	£8,233	£7,609	£7,849	£392	1 bay of 2	Plus £10	none	£144	£144	£240	£660	£720
6ft x 10ft	£9,379	£8,599	£8,899	£448	1 bay of 3	Plus £10	2 bays of 1	£180	£180	£300	£792	£864
6ft x 12ft	£10,525	£9,589	£9,949	£504	1 bay of 4	Plus £305	2 bays of 1	£216	£216	£360	£924	£1,008
6ft x 14ft	£11,671	£10,579	£10,999	£560	1 bay of 5	Plus £305	2 bays of 2	£252	£252	£420	£1,056	£1,152
6ft x 16ft	£13,017	£11,769	£12,249	£616	2 bays of 3	Plus £305	2 bays of 3	£288	£288	£480	£1,188	£1,296
6ft x 18ft	£14,363	£12,959	£13,499	£672	2 bays of 3	Plus £600	2 bays of 3	£324	£324	£540	£1,320	£1,440
6ft x 20ft	£15,709	£14,149	£14,749	£728	2 bays of 3	Plus £600	2 bays of 3	£360	£360	£600	£1,452	£1,584
8ft x 8ft	£9,479	£8,647	£8,967	£448	1 bay of 2	Plus £10	none	£192	£192	£320	£880	£960
8ft x 10ft	£10,749	£9,709	£10,109	£504	1 bay of 3	Plus £10	2 bays of 1	£240	£240	£400	£1,056	£1,152
8ft x 12ft	£12,019	£10,771	£11,251	£560	1 bay of 4	Plus £305	2 bays of 1	£288	£288	£480	£1,232	£1,344
8ft x 14ft	£13,289	£11,833	£12,393	£616	1 bay of 5	Plus £305	2 bays of 2	£336	£336	£560	£1,408	£1,536
8ft x 16ft	£14,759	£13,095	£13,735	£672	2 bays of 3	Plus £305	2 bays of 3	£384	£384	£640	£1,584	£1,728
8ft x 18ft	£16,229	£14,357	£15,077	£728	2 bays of 3	Plus £600	2 bays of 3	£432	£432	£720	£1,760	£1,920
8ft x 20ft	£17,699	£15,619	£16,419	£784	2 bays of 3	Plus £600	2 bays of 3	£480	£480	£800	£1,936	£2,112
10ft x 10ft	£12,119	£10,819	£11,319	£560	1 bay of 3	Plus £10	2 bays of 1	£300	£300	£500	£1,320	£1,440
10ft x 12ft	£13,513	£11,953	£12,553	£616	1 bay of 4	Plus £305	2 bays of 1	£360	£360	£600	£1,540	£1,680
10ft x 14ft	£14,907	£13,087	£13,787	£672	1 bay of 5	Plus £305	2 bays of 2	£420	£420	£700	£1,760	£1,920
10ft x 16ft	£16,501	£14,421	£15,221	£728	2 bays of 3	Plus £305	2 bays of 3	£480	£480	£800	£1,980	£2,160
10ft x 18ft	£18,095	£15,755	£16,655	£784	2 bays of 3	Plus £600	2 bays of 3	£540	£540	£900	£2,200	£2,400
10ft x 20ft	£19,689	£17,089	£18,089	£840	2 bays of 3	Plus £600	2 bays of 3	£600	£600	£1,000	£2,420	£2,640
12ft x 12ft	£15,007	£13,135	£13,855	£672	1 bay of 4	Plus £305	2 bays of 1	£432	£432	£720	£1,848	£2,016
12ft x 14ft	£16,525	£14,341	£15,181	£728	1 bay of 5	Plus £305	2 bays of 2	£504	£504	£840	£2,112	£2,304
12ft x 16ft	£18,243	£15,747	£16,707	£784	2 bays of 3	Plus £305	2 bays of 3	£576	£576	£960	£2,376	£2,592
12ft x 18ft	£19,961	£17,153	£18,233	£840	2 bays of 3	Plus £600	2 bays of 3	£648	£648	£1,080	£2,640	£2,880
12ft x 20ft	£21,679	£18,559	£19,759	£896	2 bays of 3	Plus £600	2 bays of 3	£720	£720	£1,200	£2,904	£3,168

## OPTIONAL ADDITIONS AND UPGRADES FOR ROYAL GARDEN ROOMS

<b>STANDARD FULL LENGTH GLAZING</b>		
Add bay of full height fixed windows (1/2/3 panes)	£295/£590/£885	
Add single full height window with fanlight opener	£345	
Increase width of full height side window	£40 per 100mm additional width	
<b>HALF HEIGHT GLAZING</b>		
Convert standard window to half height	-£25 per pane	
Add bay of half height fixed windows (1/2/3 panes)	£270/£540/£810	
Increase width of half height side window	£40 per additional 100mm width	
<b>VENTILATION WINDOWS</b>		
Add fanlight opener to existing fixed window	£50 per window	
Add single rear mini vent window (450mm H x 750mm W)	£245	
<b>GLASS OPTIONS</b>		
Add bronze anti-sun coating to glass	£46 per pane	
Add integrated blind within glass (min 500mm window width applies)	£160 per pane	
<b>DOORS</b>		
Add extra 2ft 6in wide fully glazed PVCu single door	£860	
Add extra 5ft wide fully glazed PVCu double doors	£1,460	
Add bronze anti-sun coating to glass (2ft 6in single/5ft double)	£65/£130	
Add integrated blind within glass (2ft 6in single/5ft double)	£160/£320	
Add 2ft 6in wide solid PVCu door infilled with T&G timber cladding	£875	
Add 5ft wide solid PVCu double door infilled with T&G timber cladding	£1,475	
<b>PARTITIONS</b>		
Add full height internal partition (insulated)	£60 per linear ft	
Add internal timber hinged door to partition	£240	
<b>OTHERS</b>		
Construct heavy duty timber subframe base	Please see separate sheet	
Construct concrete base	for current base construction prices	
Electrical package/underfloor heating/ethernet connection	Please ask for information	

Need help with a base? We can arrange for a base to be constructed for you: please see our separate sheet for full details



If you specify the Strongcore cladding then your building will be factory painted in Royal Exterior paint in your choice of colour (see overleaf for our most popular colours). Should you elect to go for the pressure treated cladding then we do recommend a suitable water repellent weather protector is applied externally as soon as possible after installation in order to prevent moisture ingress into the timber. As a service we are able to apply this protection before your building leaves the factory for an additional sum. You can choose from a selection of colours from the Valtti Color range (of which we show a selection on each of our display sites) or the Valtti Kesto Plus translucent lacquer.

